

University Exploratory Studies Program

2021-22 Annual Report and Data Collection

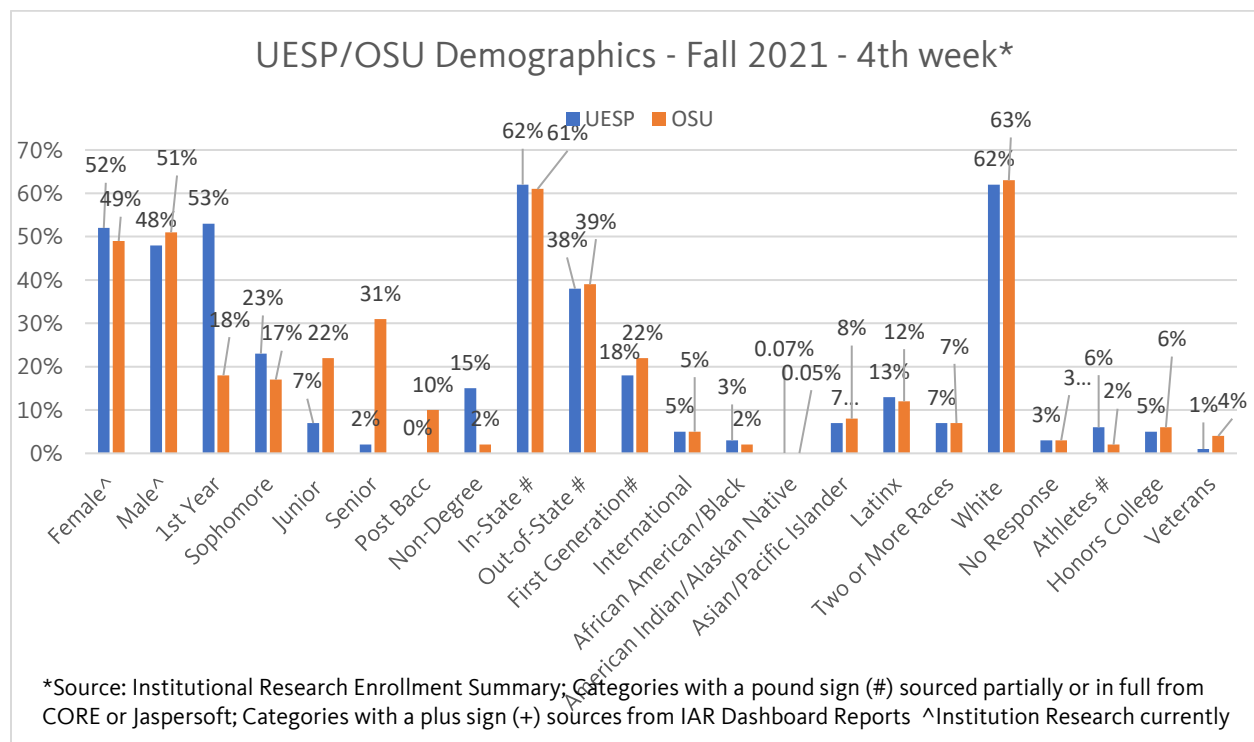
Team Members

Kerry Kincanon ◇ Director and Head Advisor
 Shannon Shivers ◇ Coordinator of Outreach and Instruction
 Holly Hisamoto ◇ Academic Advisor and Ecampus Advising Lead
 Kasey Smith ◇ Graduate Teaching Assistant

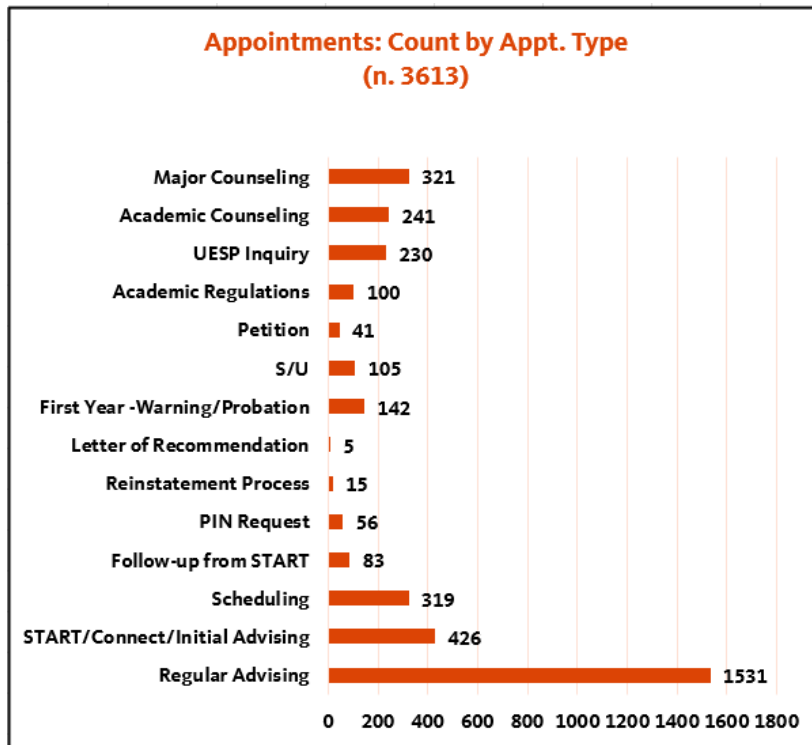
Program Highlights

- Successful transition back to campus-based learning and adjustment to advising practices mitigated and colored by pandemic experiences
- Intention and attentive focus on student onboarding via virtual orientation and our fall 2021 section of ALS 191 (37 students)
- Offered seven sections of our ALS 114 Career Decision Making class (4 Corvallis campus, 3 Ecampus -143 total students) spread out over fall, winter, and spring terms
- Team commitment to regular conversations and continuing education related to Diversity, Equity, Inclusion, and Social Justice in alignment with updates to OSU's Advising Vision, Mission, Goals, and Commitments

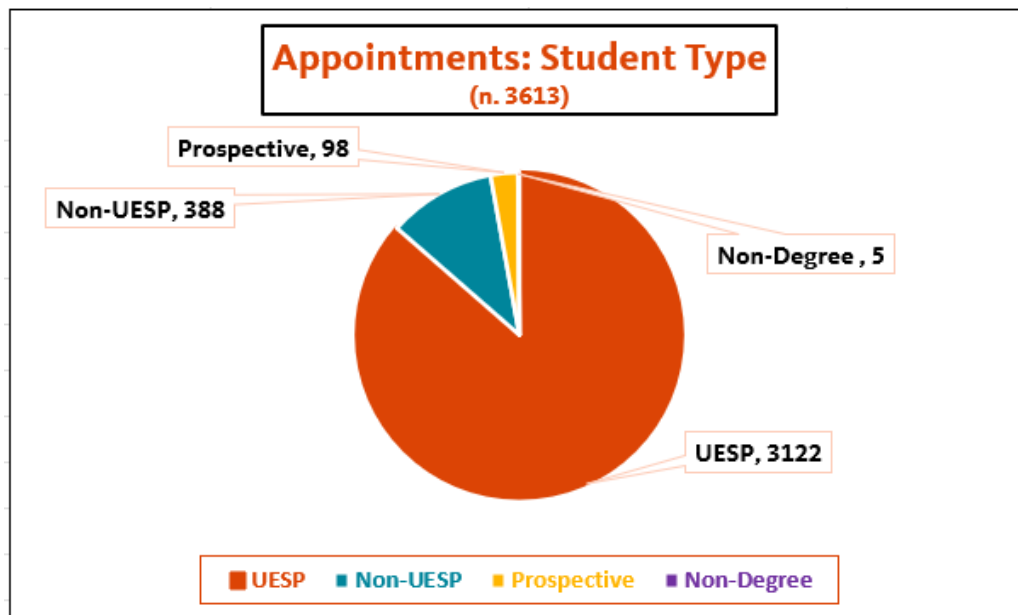
Demographic Snapshot (Fall 2021)

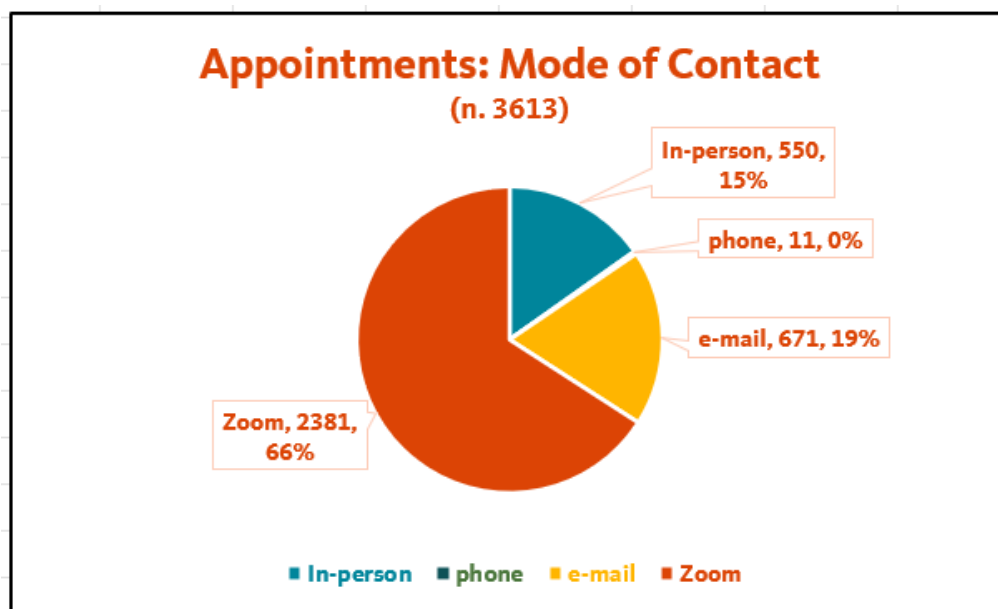


Appointment Data (July 1, 2021 – June 30, 2022)



During 2021-22, we had 172 recorded No-Shows and 43 recorded Cancellations. In totality, these numbers are higher, but we don't track non-UESP and prospective appointment No-Shows in our Access database.





In 2021-22, one of advisors exclusively advised remotely over Zoom, and three offered both in-person and Zoom appointment options. For real-time, face-to face interactions with those who offered Zoom and In-person options, the split was 80% Zoom and 20% In-person (n. 2453).

Student Migration

Transferring Into UESP						College	Transferring Out of UESP					
AY21	AY20	AY19	AY18	AY17	AY16		AY16	AY17	AY18	AY19	AY20	AY21
2%	3%	5%	3%	3%	4%	Ag Sciences	5%	3%	3%	5%	7%	4%
3%	10%	8%	8%	12%	11%	Business	24%	20%	23%	24%	21%	17%
68%*	51%	33%	40%	40%	41%	Engineering	4%	8%	7%	9%	9%	25%*
1%	0%	3%	1%	2%	2%	Forestry	4%	3%	2%	2%	5%	3%
3%	7%	11%	7%	6%	4%	Liberal Arts	28%	34%	32%	32%	27%	25%
19%	22%	29%	32%	29%	27%	Science	8%	7%	8%	9%	10%	7%
2%	5%	7%	7%	5%	9%	Public Health & Human Sciences	24%	21%	20%	17%	19%	15%
1%	1%	4%	2%	3%	2%	Earth, Ocean, & Atmospheric Sci	2%	3%	4%	3%	2%	4%
294	174	165	198	215	303	Total	502	467	500	437	393	570

*Engineering migration numbers in and out of UESP are skewed by students being suspended and subsequently returning to Engineering.

Transfer Out Survey (January 2019 to August 2022)

We track major declarations at the end of each term using a CORE report. We administer a web-based survey to our students once they transfer out. One of the questions we ask is that they indicate all of the factors (from a list we provide) that have helped them choose a major. Based on the responses from students who transferred out between January 2019 and August 2022, here are the top five:

1. Taking a class related to my new major (66%)
2. Conversations with my UESP Advisor (64%)
3. Conversations with my friends (50%)
4. Conversations with my family (49%)
5. Conversations with advisor(s) in my new major (47%)

#1 and #5 often result from suggestions that come forward in advising appointments.

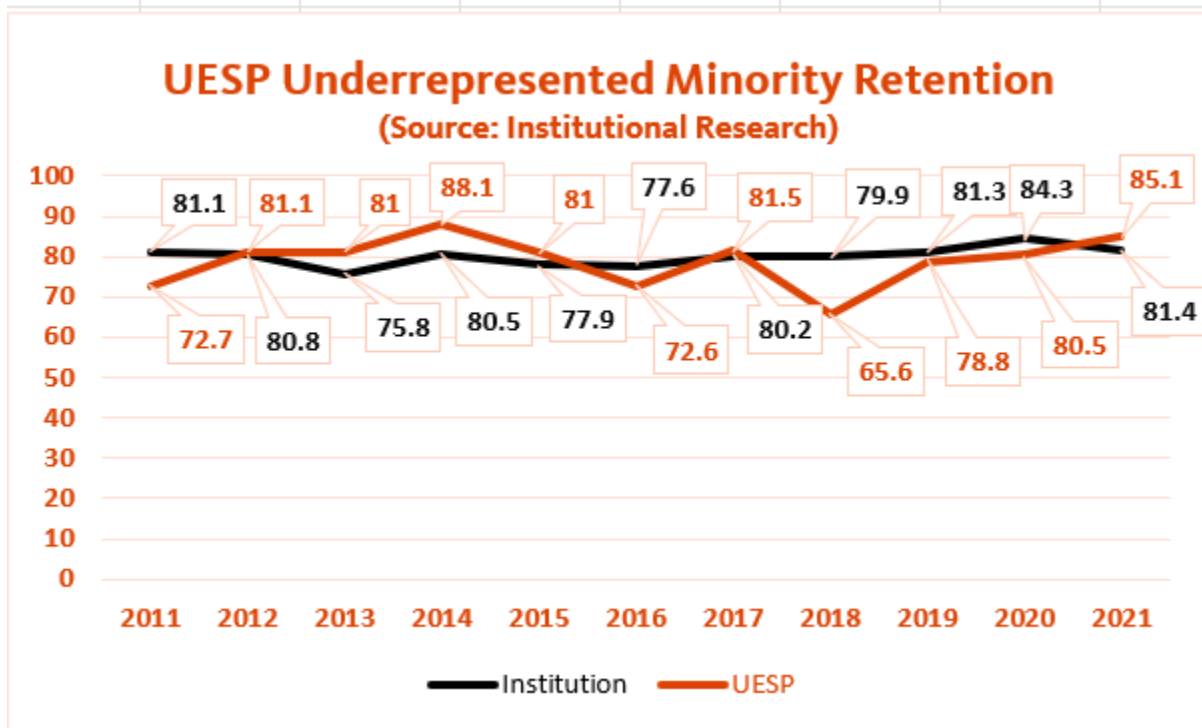
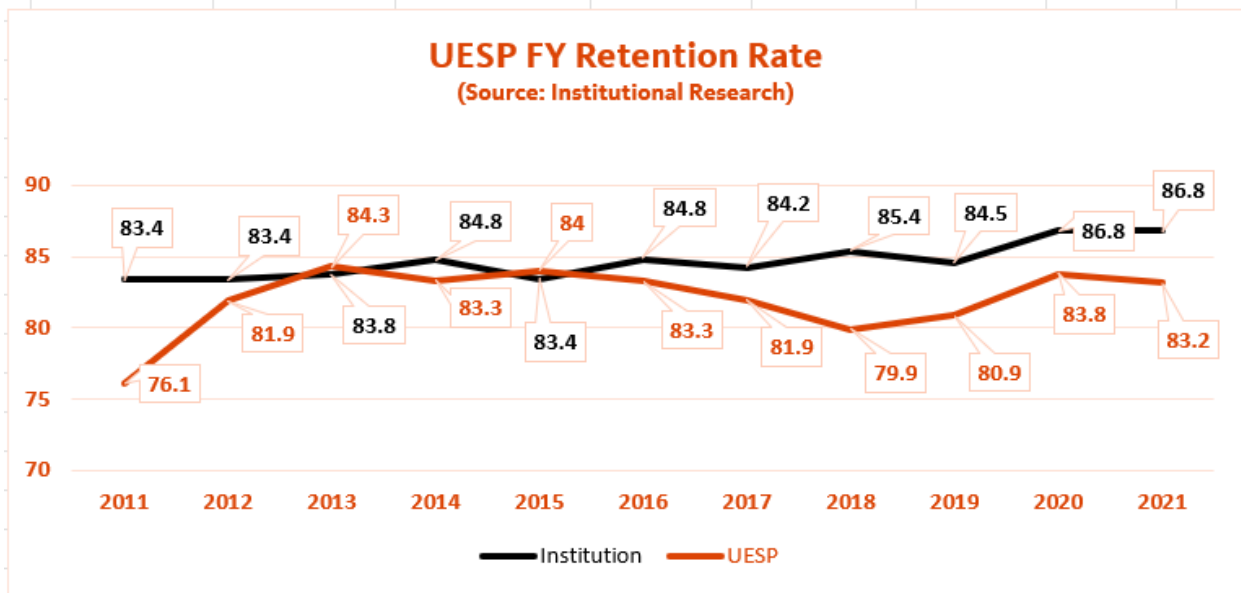
UESP advisors and staff were attentive to my concerns during my time with the program.
95% said yes

UESP advisors and staff were respectful towards me during my time with the program.
97% said yes

UESP advisors and/or resources helped me gain a better understanding of my academic interests and abilities
87% said yes

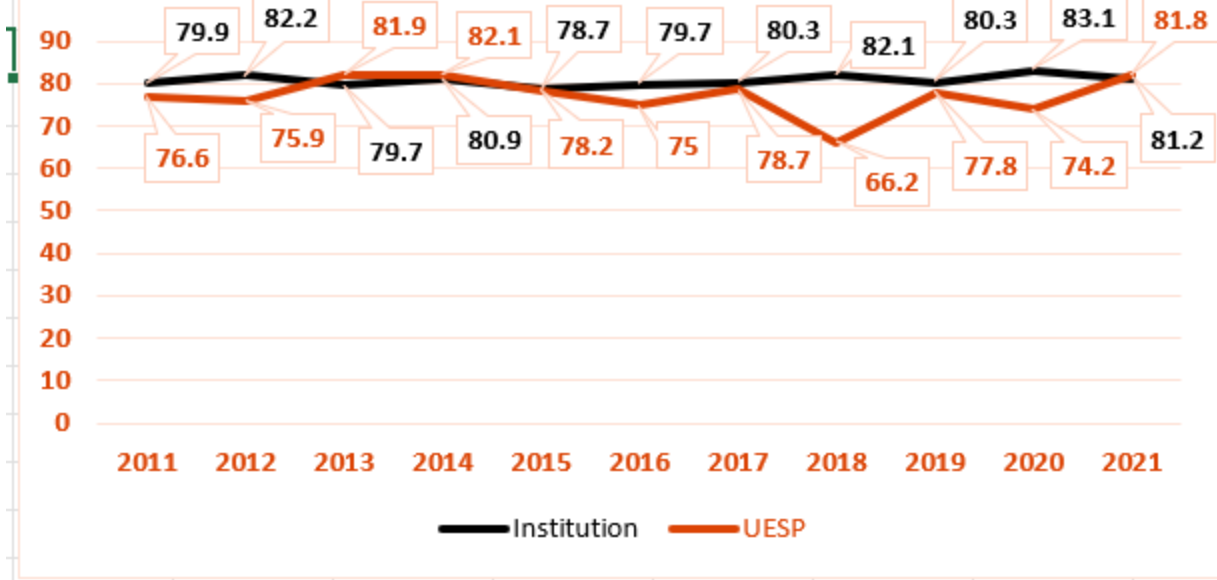
UESP advisors and/or resources helped me learn about majors that fit with my interests and abilities.
89% said yes

First Year Retention and Six Year Graduation Rates (Data sourced from Institutional Research Reports)



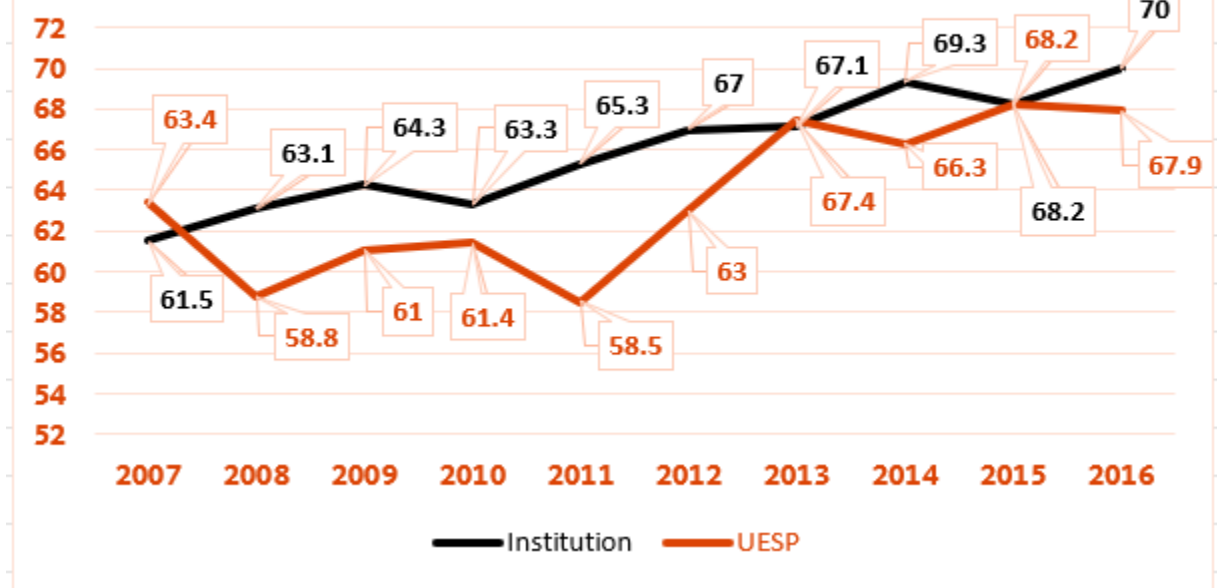
UESP Pell Recipient Retention

(Source: Institutional Research)



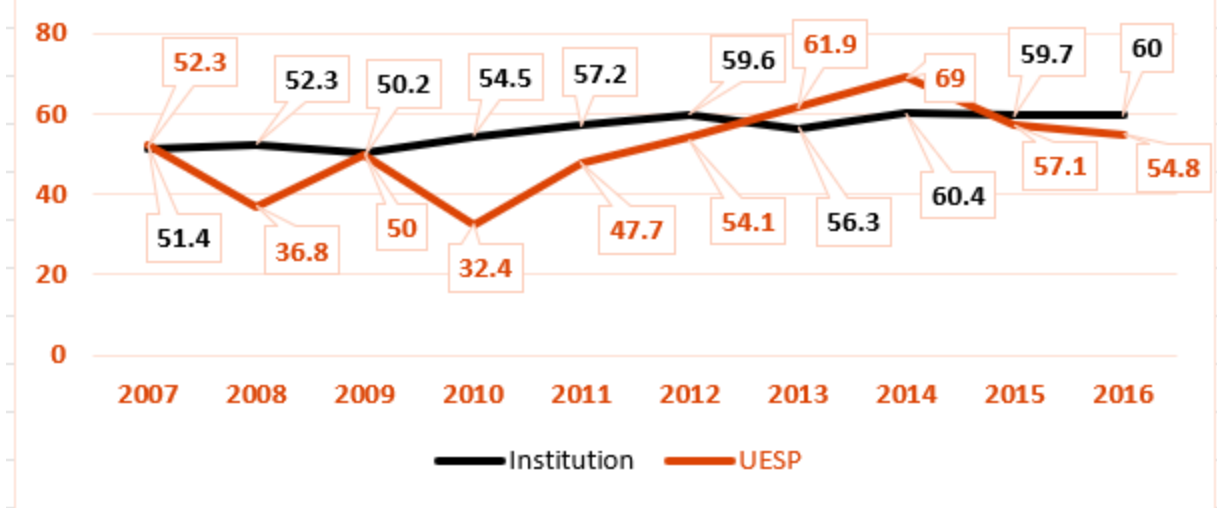
UESP Six-Year Graduation Rate

(Source: Institutional Research)



UESP Underrepresented Minority Six-Year Graduation Rate

(Source: Institutional Research)



UESP Pell Recipient Six-Year Graduation Rate

(Source: Institutional Research)



UESP Ecampus

UESP supports degree-seeking students who are exclusively pursuing their degree online. Each year, to supplement a standard inquiry from our partners in Ecampus, our Ecampus lead does a summative recap and review of the Ecampus students who engage with UESP during that year. Our full Ecampus report can be found in this Box File:

<https://oregonstate.box.com/s/n2bpxg32la0v2p0tdvjrz6fpud76gv6a>

ALS 114 and 191 Courses

UESP offers two courses to support transition and academic and career exploration. Each year, our Coordinator of Outreach and Instruction does a summative report on our classroom efforts. The full ALS 114 and 191 report can be found in this Box File:

<https://oregonstate.box.com/s/r6ug4mequk7f4ackzzba14yl7i2o0t55>