

# University Exploratory Studies Program

2022-23 Annual Report and Data Collection

## Team Members

Kerry Kincanon ◇ Director and Head Advisor

Shannon Shivers ◇ Coordinator of Outreach and Instruction

Holly Hisamoto ◇ Academic Advisor and Ecampus Advising Lead

Haley Okamoto ◇ Graduate Teaching Assistant

Rebekah Short ◇ Graduate Advising Intern (summer and fall 2022, winter 2023)

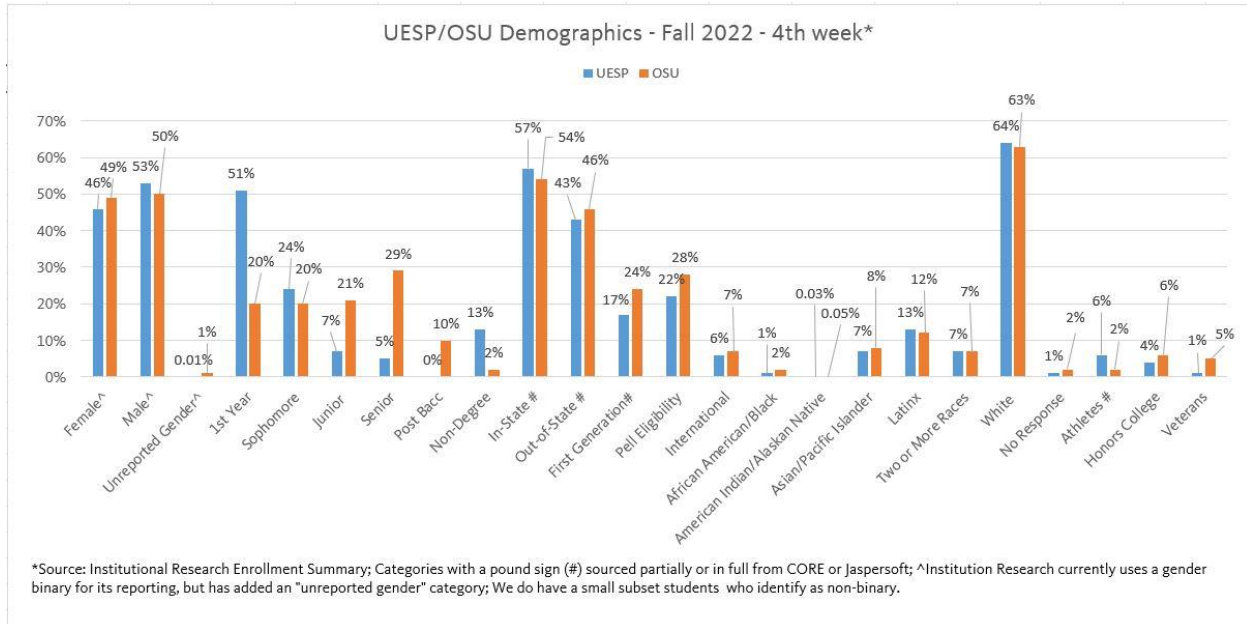
## Program Highlights

- Successful onboarding of incoming 2022-2023 cohort via hybrid START programs.
- Successful support of all exploring students marked by increases for in-person advising and for prospective student visits.
- Expanded ALS 191 UESP Transitions offerings to two sections in fall 2022, which increased UESP student participation in the course by 65%.
- Engaged in preparations for the implementation of Beaver Hub, the new enterprise-wide CRM that launched in June of 2023
- Thanks to support from Student Affairs Foundation funds, we supported two UESP students, Laura Osborne and Riley Callahan, to participate in undergraduate research as part of the URSA Engage Program. We also provided conference fee support to our student, Angel Solano, to attend the 2023 USHLI (United States Hispanic Leadership Institute) Conference in Chicago in February.
- Attended to our two primary outcomes for the year:
  - Active participation in the 2022-23 OSU Academic Advising Review with initial focus being the completion of an **Internal Landscape Analysis** report for UESP. [See the full report here. \(https://oregonstate.box.com/s/3ocrwwmm9b75nivi21zhj7hyss3tda1\)](https://oregonstate.box.com/s/3ocrwwmm9b75nivi21zhj7hyss3tda1)
  - Strengthen our understanding of **OSU major/minor pathways** that are new or have undergone recent structural or programmatic changes. Over the course of fall and winter, we interfaced with multiple College of Liberal Arts Advisors (Pre-Law, Political Science, Digital Communication Arts, Liberal Studies, School of Language, Culture, and Society), the College of Forestry advising team, and the first-year General Engineering Advising Team.

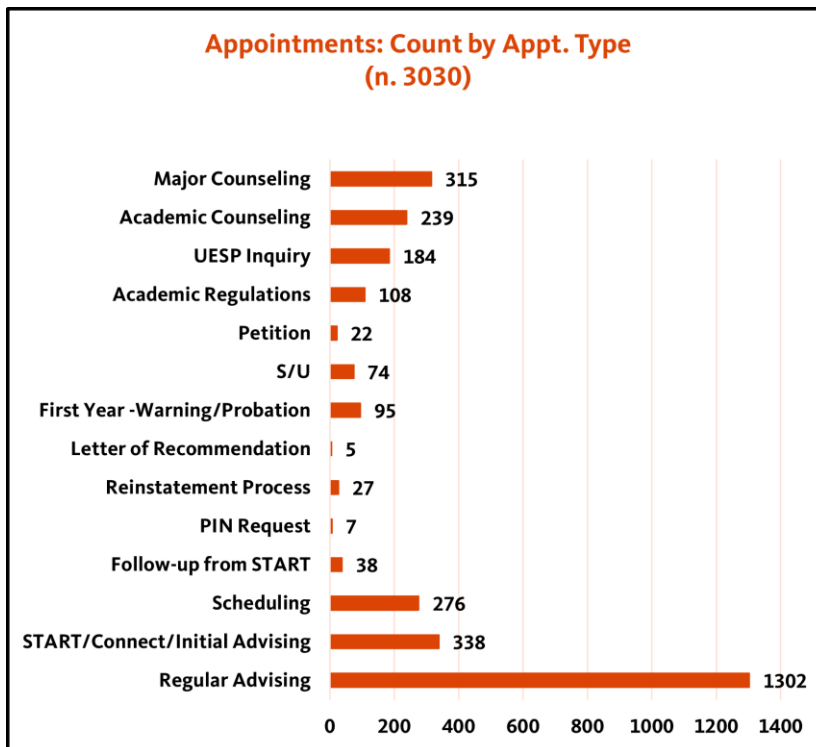
## Data

Here are charts outlining UESP data related to demographics and appointments for 2022-23. Please see our [2021-22 Annual Report \(https://uesp.oregonstate.edu/sites/uesp.oregonstate.edu/files/2021-2022%20annual%20report%20and%20data%20collection.pdf\)](https://uesp.oregonstate.edu/sites/uesp.oregonstate.edu/files/2021-2022%20annual%20report%20and%20data%20collection.pdf) for the *most recent* available updates from Institutional Research on retention and six-year graduation rates for UESP cohorts.

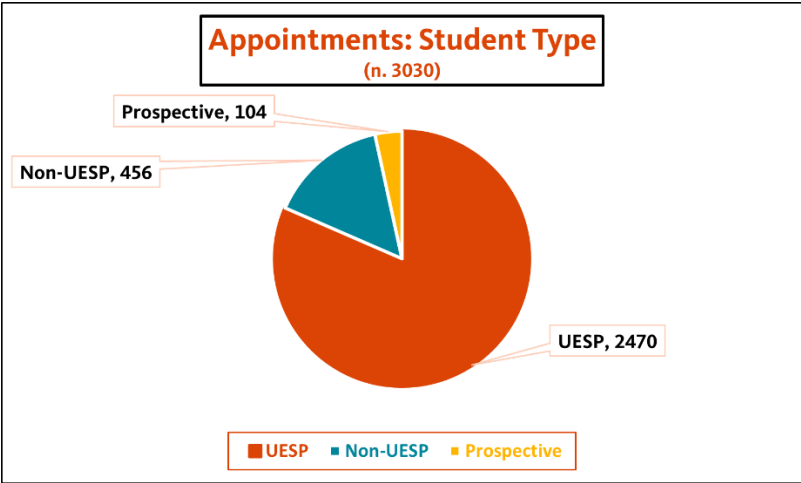
## Demographic Snapshot (Fall 2022)



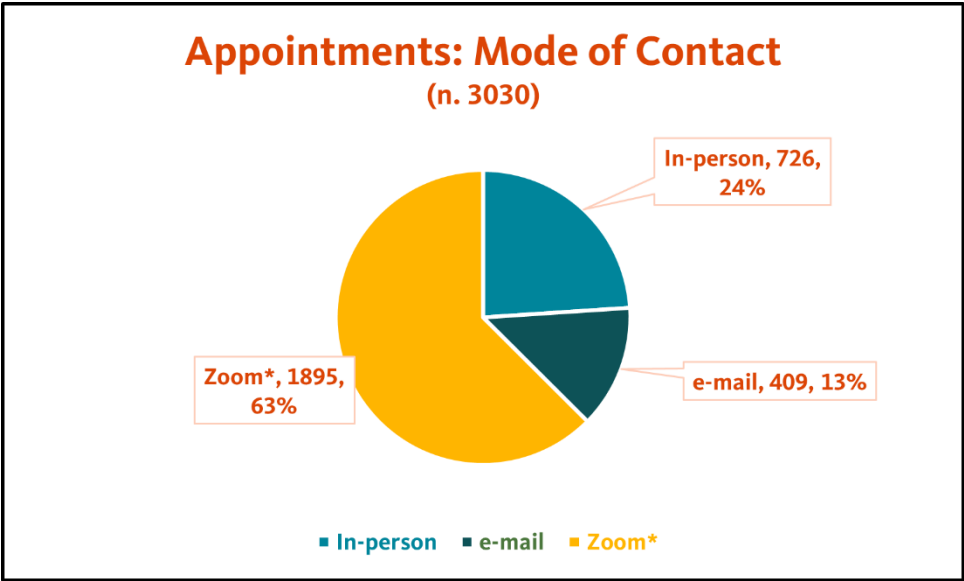
## Appointment Data (July 1, 2022- June 30, 2023)



During 2022-23, we had 189 recorded No-Shows and 45 recorded cancellations. These numbers are likely higher, but we don't track non-UESP or prospective appointment no-shows in our Access database.



We saw an increase in prospective and non-UESP appointments. When we shifted to our Explore-in-4 model back in 2017, one of our goals was inspire active exploration and earlier major declaration, so we could redistribute our available bandwidth to support inquiry from and appointments with prospective OSU students and students in declared majors considering a change in direction. Considering where we were in 2018-19, the second full year after this policy implementation (270 total student contacts across both populations), the policy is having its intended effect on our enrollment management in UESP.



This past year, two of our advisors worked a hybrid schedule, but we still saw an increase in students pursuing in-person appointments, a general trend as we get further distanced from the peak of the pandemic. The Zoom\* category includes a small number of phone appointments, as students who chose phone as modality dialed into Zoom, not our office lines.

## Migration (2016-2023)

Transferring Into UESP						College	Transferring Out of UESP					
AY23	AY22	AY21	AY20	AY19	AY18		AY18	AY19	AY20	AY21	AY22	AY23
4%	2%	3%	5%	3%	3%	<b>Ag Sciences</b>	3%	3%	5%	7%	4%	3%
5%	3%	10%	8%	8%	12%	<b>Business</b>	20%	23%	24%	21%	17%	15%
19%	68%*	51%	33%	40%	40%	<b>Engineering</b>	8%	7%	9%	9%	25%*	27%*
49%						<b>Engineering suspends</b>						
1%	1%	0%	3%	1%	2%	<b>Forestry</b>	3%	2%	2%	5%	3%	6%
4%	3%	7%	11%	7%	6%	<b>Liberal Arts</b>	34%	32%	32%	27%	25%	24%
14%	19%	22%	29%	32%	29%	<b>Science</b>	7%	8%	9%	10%	7%	9%
1%	2%	5%	7%	7%	5%	<b>Public Health &amp; Human Sciences</b>	21%	20%	17%	19%	15%	9%
2%	1%	1%	4%	2%	3%	<b>Earth, Ocean, &amp; Atmospheric Sci</b>	3%	4%	3%	2%	4%	4%
<1%**						<b>Education</b>						3%**
<b>273</b>	<b>294</b>	<b>174</b>	<b>165</b>	<b>198</b>	<b>215</b>	<b>Total</b>	<b>467</b>	<b>500</b>	<b>437</b>	<b>393</b>	<b>570</b>	<b>393</b>

\*Engineering migration numbers in and out of UESP are skewed by students being suspended and subsequently returning to Engineering. This year, we created a distinctive database code for students who join our program because of an Engineering suspension, and they by far make the highest percentage of our “Transfer Ins”.

\*\*The College of Education now has a primary degree in Teaching-elementary education.

## Transfer Out Survey (September 2022-September 2023) \*

We track migration and major declaration at the end of each term. We administer a web-based survey to most of our students once they transfer out (shared survey link with 374 students). We ask questions about our service and their exploration. This includes the opportunity to choose factors that were most influential in helping with their major decision-making from list of 11 options. All factors were selected, but here were the top 5 by percentage:

1. Conversations with my UESP Advisor (81%)
2. Taking a class related to my new major (71%)
3. Conversations with my family (60%)
4. Conversations with my friends (50%)
5. Conversations with advisor(s) in my new major (45%)

### **More from the survey respondents:**

95% said UESP advisors and staff were attentive to their concerns.

98% said UESP advisors and staff were respectful towards them.

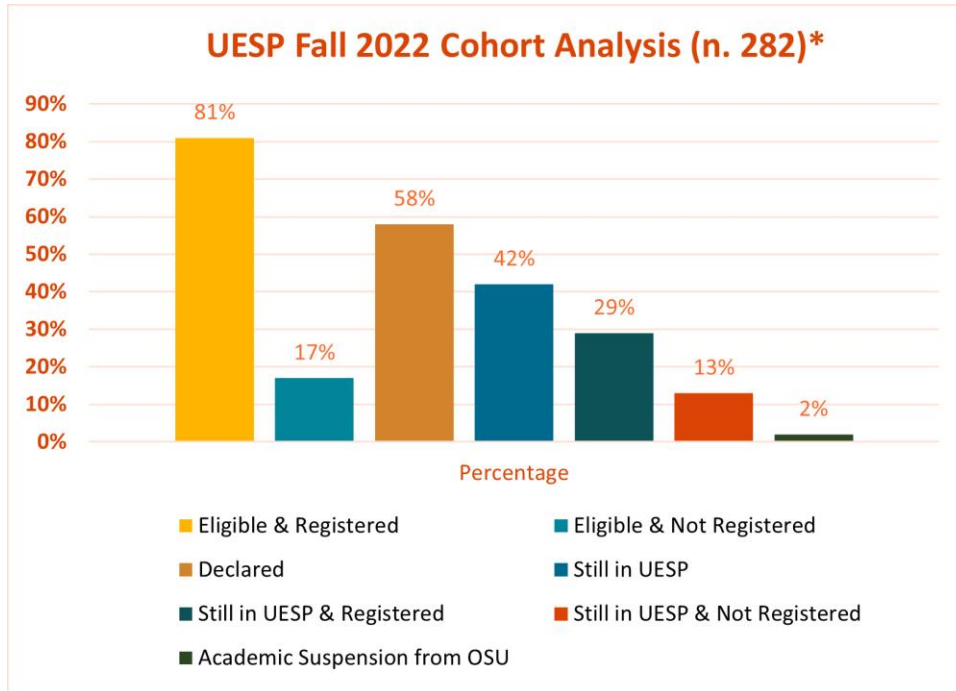
90% said that UESP advisors/resources helped them gain a better understanding of their interests and abilities.

92% said that UESP advisors/resources helped them learn about majors that fit their interests and abilities.

76% shared a substantive explanation of how their new major fit with their academic interest and abilities.

\*Survey response rate: 14%

## A Cohort Analysis



\*This analysis captures a student cohort from week 4 of fall 2022 and considers a calendar year. There were 282 new-to-OSU students in UESP at that point in the term. This data reflects where this subset of students stood at the end of week 3 in fall 2023. The first to second year retention of this subset aligns with numbers we typically see in UESP. Of note to me is the 58% number for declared students. In 2017, we implemented our Explore-in-4 policy to inspire earlier declaration. We did an analysis in the two years following implementation and saw that the policy created an 11% jump from 2016 to 2017 (43% to 54%), and that number stayed at 54% for 2018. We now see that declaration percentage increase another 4%, nudging us closer to 60%. If we are getting to a place where three out of five of our students are declared after three terms with us, that is a plus. Earlier declaration can contribute to timely progression to degree, and it helps our team mitigate bandwidth to, as noted earlier, redistribute our resources to engage with prospective and Non-UESP students.

## Key Partners

Office of Student Orientation	Admissions Visit Programs
<ul style="list-style-type: none"> <li>Supported our OSO colleagues by staffing the Change of Major table at 19 in-person START sessions and coordinating change of major processes for 3 Virtual STARTs</li> <li>Kerry Kincanon helped shaped presentation content and was part of the presentation team for the Academic Plenary session at in-person START sessions.</li> </ul>	<ul style="list-style-type: none"> <li>Supported our Admissions colleagues by presenting on “Exploring OSU’s Colleges and Majors” as part of the first year and transfer general welcome sessions at 4 fall Beaver Open House programs for prospective OSU students.</li> <li>Made ourselves available weekly for in-person visits with individual prospective students and their families.</li> </ul>

## **Spring Term and Transition**

Our end of year was impacted by transition and change. Holly Hisamoto left our unit at the end of April to return to the Portland area to pursue other opportunities. And, Haley Okomoto successfully completed her CSSA graduate program in June and wrapped up her GTA position with us. The loss of skilled advisors and trusted colleagues is always a challenge. We used spring term to position ourselves for this transition, conducting successful searches for a new full-time advisor (Sarah Kate Griffin) who started in late June and a new GTA (Jennifer Linares Espinoza), who joined us in September. Shannon Shivers took over Holly's Ecampus lead advisor responsibilities. We also hired a summer graduate student project assistant (Brittini Wisner) in June to help us with the START orientation season in summer 2023.

## **Additional Reports**

### **UESP Ecampus**

UESP supports degree-seeking students who are exclusively pursuing their degree online. Each year, to supplement a standard inquiry from our partners in Ecampus, our Ecampus lead does a summative recap and review of the Ecampus students who engage with UESP during that year. Our full Ecampus report can be found in this [Box File](#):

<https://oregonstate.box.com/s/4rgeahkhzuy51v2pz2jlg3u7r2tttro5>

### **UESP Instruction: ALS 114 and 191**

UESP offers two courses to support transition and academic and career exploration. Each year, our Coordinator of Outreach and Instruction does a summative report on our classroom efforts. The full ALS 114 and 191 report can be found in this [Box File](#):

<https://oregonstate.box.com/s/wvy0qu0284vw5j4wo1i85tfpulezkfdb>